

# NEW MEMBERS WELCOME

If you want to become a member, simply fill out this form and send it to the address below or, join us on a walk and deliver it personally!

## Membership Application/Renewal form Huon Valley Dog Walking Association (Inc)

Financial year to October 2025

Member No:.....

Name (s).....

Address .....

Dog(s) Name(s).....

Phone(s).....

Email.....

Amount tendered \$..... subscription for

\$20.00 Single Membership or  \$25.00 Family Membership

My Dog(s) vaccination is current (Yes/No).....

*You and your dog(s) participate in Huon Valley Dog Walking Association walks and activities at your own risk. The responsibility for your safety and the safety of your dog rests with you as a responsible member of the Association.*

Signed: ..... Date: \_\_\_/\_\_\_/\_\_\_

Enquiries to: 14 Pages Road, Grove, Tas 7109  
Ph: 0424 504 043 or huondogwalkers@gmail.com

Pay: Huon Valley Dog Walking Association Inc.  
Cash/Cheque/ EFT. BSB 633000 Account No:144419819

Reference is your surname: \_\_\_\_\_ or your membership number if you have one.

New members please forward this form with payment to the above address.  
A receipt will be issued. A membership card will be issued for new members.

TOV



huondogwalkers@gmail.com

www.dogwalkingtas.org.au

## Time for summer fun!

It's been a busy year for the HVDWA. Our fundraising efforts this year included a successful garage sale, another "Good Dog—Happy Dog" seminar and a number of raffles and collections for The Dogs' Homes of Tasmania and RSPCA Tasmania. Read more about these activities inside.

We have had many enjoyable walks with our dogs in a variety of locations throughout the year and now it's time for some summer fun! Our new walks schedule is on Page 7 and includes a walk in Geeveston, Huonville, Copper Alley Bay, and pawisibly the dogs' favourite place, Randalls Bay Beach.

So bring your dog and join our walks—you'll both have fun!



The holiday season is fast approaching. Christmas and New Year parties, travelling, heatwaves, snakes and bushfires are all part of the season and our pets need extra care to keep them as calm, comfortable and safe as possible. On Page 4 we share some tips for walking your dog on hot days.

Our Summer Survival Guide provides further information on managing your pets during the hot weather. You will find it on-line at <https://www.dogwalkingtas.org.au/> together with a list of dog-friendly accommodation, cafes and exercise areas in the beautiful Huon Valley.

# About the HVDWA...

The Huon Valley Dog Walking Association Inc. was started in October 2011 by a group of people who perceived the need for improved facilities for dog walking in the Huon Valley. HVDWA is a member of Tasmanian Dog Walking Clubs ([www.dogwalkingtas.org.au](http://www.dogwalkingtas.org.au)).

## The main aims of the Association are to:

- Help establish and maintain safe dog exercise areas in our towns and monitor access for dogs at local beaches and public walking tracks
- Have social walks on a regular basis
- Help improve the image of dogs in general through safe practices, education and training
- Promote responsible dog ownership.

## There are lots of reasons you will want to join...

- Socialise your dog
- Explore the Valley and find out about available on-lead and off-lead walks in forest areas, beaches and strolls around the towns
- Meet other dog owners and share experiences and stories
- Participate in dog welfare initiatives and fund raising for dog charities

## Best of all—it's so easy to become a member (and your dog will love you for it!)

Contact us for more information and news of our forthcoming activities

Email: [huondogwalkers@gmail.com](mailto:huondogwalkers@gmail.com) Ph: 0424 504 043

[www.dogwalkingtas.org.au](http://www.dogwalkingtas.org.au)

Find us on Facebook



# DOGS MAKE LIFE BETTER

[huondogwalkers@gmail.com](mailto:huondogwalkers@gmail.com)

## Winter / Spring Walks

**Don't forget to bring poo bags and water for your dog(s). And please take used poo bags with you! Each walk takes around 1 hour.**

**If the weather looks inclement on walk day, please check our Facebook page or website [www.dogwalkingtas.org.au](http://www.dogwalkingtas.org.au)**

**All walks commence at 10.30am unless specified**

### Saturday 9 November – New Walk – Geeveston/

**Port Huon Track:** Meet at the main car park behind the Town Hall. Walk to Arve Road, turn right and cross Arve Road just after the Medical Centre. Continue along the path to the walk entrance on the highway past Drysdale Metal Recyclers. Walk along the track for about half an hour to the Dr Sawfish Glass Studio where the track re-meets the highway. Return along the river where dogs can lap up some delicious river water at the picnic shelters. If they still have any energy the dogs can have a run and play in the Heritage Park dog area. Dogs should be on-lead for this walk as there may be snakes along the track.

### Wednesday 27 November – Skinners Creek

**Track, Huonville:** Meet on the Esplanade, opposite Huon Jet Boats, then follow the signs for the walk. There are several options for this walk, so depending on the weather on the day we can either do a long walk or a short one.

### Tuesday 10 December – Copper Alley Bay:

Drive into Cygnet and proceed through the town and the roundabout, keeping the Service Station on your left. Go past the Yacht Club and drive for about 4kms when you will come to a bridge. Once over the bridge turn left into Nichols Road and drive down to the water's edge. This is an on-lead walk which is very pretty and popular.

### Sunday 29 December – Randalls Bay:

If coming from Huonville, drive south through Cygnet, turn left at the roundabout and drive south along the Channel Highway until you come to the turnoff to Randalls Bay. Drive down the hill and park near the barbecue area. Dogs must be on lead until we are past the barbecue area then they can go off lead to enjoy the beach.



## Off lead and under control ?

Several of our walks are 'off-lead' but please be aware that, under the Dog Act, it is the owner's responsibility to keep their dog under control and in sight at all times.

We love to see our dogs running free and playing together but sometimes there maybe a distraction or situation where your dog is not responding to you as he/she normally would and needs to go back on the lead. You may need to put your dog on a lead if he or she:

- Has poor recall
- Has a habit of running off out of your sight
- Is aggressive or upsetting other dogs
- Is behaving in a way that endangers itself or others
- Any other situation where you feel that you don't have control of your dog.

In addition to putting a dog on lead for the behaviours outlined, it is an owner's prerogative to have their dog on lead during any of the walks if they feel it is in the best interest of the dog.

We hope this information helps you and your dog to have a fun and relaxing walk.

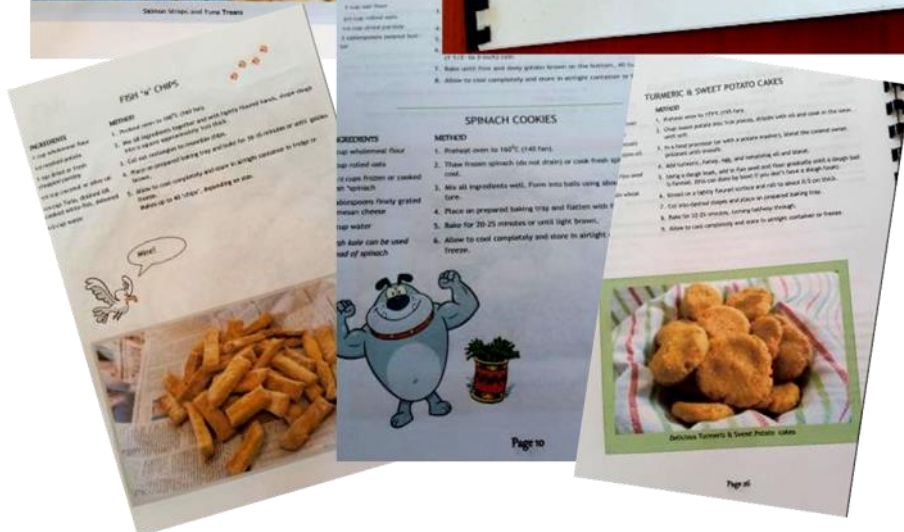

# The pawfect gift this Christmas?

For that special someone who loves dogs *and* baking!

Our recipe book is packed with healthy, tasty treat recipes and tips on what you can and can't feed your dog. A must in every kitchen!

Only \$10.00!

If you'd like a copy, email [huondogwalkers@gmail.com](mailto:huondogwalkers@gmail.com) or call 0424 504 043 to arrange delivery.




## Updates

**Good Dog—Happy Dog Seminar:** In August HVDWA held another very interesting and informative Seminar in our "Good Dog—Happy Dog" series. Local vet, Dr Eileen Wronski discussed vaccinations for dogs, trainer Fiona Masters helped us view the world from a dog's perspective and Lisa Farrell, Director of Therapy Paws and her 3 delightful Brittannys demonstrated some canine enrichment activities which you can do at home.

**Introduction to Scent Work course:** Following the excellent feedback from seminar participants, Lisa has offered to hold an Introduction to Scent Work course in Huonville early next year for interested dog owners. It will involve 2 sessions, small class of between 6-8 participants and cost \$60 per person for the course which includes a scent kit and notes.

Scent work is a game where you teach your dog to find hidden target odours, just like professional detection dogs and is fun for both you and your dog. It's no surprise that dogs love to sniff everything considering their noses have up to 300 million scent receptors – compared to a measly 6 million in humans. It's their way of gathering and processing information about the world around them, perhaps their version of social media! It is also both mentally stimulating and relaxing for the dog. Experts tell us that 15 - 20 minutes of sniffing is equivalent to an hour's walk.



Have the Brittannys found the scent?



For further information please contact HVDWA at [huondogwalkers@gmail.com](mailto:huondogwalkers@gmail.com) or phone or text Heather Brown, 0424 504 043. Places are still available at the time of printing.

**Fundraising:** Over \$8,000 has been donated to The Dogs' Homes of Tasmania since October 2023. This includes the DHOT collection boxes at various businesses throughout the Huon Valley as well as raffles, the garage sale and seminar and other collection events. Other donations were \$600 to Therapy Paws and \$500 to RSPCA.

We will also be raising funds to assist the club with local projects when we sell tickets for our Christmas Raffle outside Woolworths in Huonville on Friday 6 and Saturday 14 December.

# WHEN IT'S TOO HOT TO WALK YOUR DOG!

## Hot Footpaths Burn Paws!

Many of us have experienced the discomfort of walking on hot sand, asphalt or footpaths in bare feet when we've been caught without footwear. It's such a relief to slip on some footwear to protect our hot soles!

Imagine how our dogs feel when the same thing happens to them, except they don't have the luxury of footwear. Walking your dog in warm weather can be pleasant for us but unpleasant and even dangerous for them. Burnt paw pads can cause dogs a lot of pain. They impair the ability to walk and can result in secondary infections.

### Symptoms of burns

- Reddened and swollen paws (1st degree)
- Clear blisters are visible (2nd degree)
- The skin is charred (3rd degree)

### How to avoid heat stress and burnt paws

- **Take the 7 second test** – Place the back of your hand or bare foot on the surface. If it's too uncomfortable within 7 seconds, it's too hot for your dog.
- Walk in the morning or afternoon or evening when the temperature is cooler.
- Walk in shady parks or grassed areas where the ground is softer and cooler.
- Provide plenty of water.

On especially hot days, consider a cooling vest or cool collar and watch for signs of heat stress. Look out for heavy panting, red gums, drooling or unsteady movement. If these symptoms appear, your dog may be experiencing heat stress. Remove your dog to a cooler area and give water. If the symptoms persist or get worse, veterinary care should be sought immediately.

Smaller dogs with short snouts (Brachycephalic breeds) like Pugs and Bulldogs are more susceptible to heat stress and should not be walked at all in hot weather. They're happier at home in the aircon until it's cooler outdoors!

### Take these steps to treat mild paw pad burns at home

- Soak the paw pads in cool water—NOT ice water—or apply cool water compresses with a clean-cloth, changing them frequently for at least 30 minutes.
- Pat them dry.
- Bandage the paws or cover with socks to prevent them from being licked.
- Keep the dog off its feet as much as possible.
- Check the paws again the next day. If there is no improvement or it's getting worse, go to the vet.

**If burns are severe, seek veterinary advice immediately as paw pad burns can become infected very quickly.**

